





f&L



S



.....

--	--	--

&Z+, -

'(Z*%\$

(-Z, '
'Z(SS

&Z(S-

(+Z- (,

A

%

(%

	88% 8
	%
	& A&

E

(u

(-

%

%

%+ %

f() ;

+

' S' S

&&&&

' S

S

S

L

s

s

s

s

s

(

88%

88%

'%

's

s

s

s

s

s

.

.

&&&

' %

S

.

.

%&

.

.

S

.

AF AYXW FydfYgYbhUjY

\Rightarrow FG

s

f(L

f(L

s

f(L

s

s

s

&\$%

&\$%

' %

fP% 8U]`nfci bXgž`=bW

&\$%

&\$&\$

' %

%

S

10%

%

S

%

S

S	85%	'%	888	'%
		'ž&,'		'ž-, +

&&

ffl

&

s

s	85%		85%	
	85%	'%	85%	'%
		85-)		85+85
		85		85%
		85() &		
		85&		85**
		s		s
		(-		- (-
		%		, &
		s		s
)%		
		85+85		(ž) - +
		(-		- (-

s

s

e

S

S	88%	%	88%	%
		%+) S
		%		8888
		S		%S+
) S		%(&

S

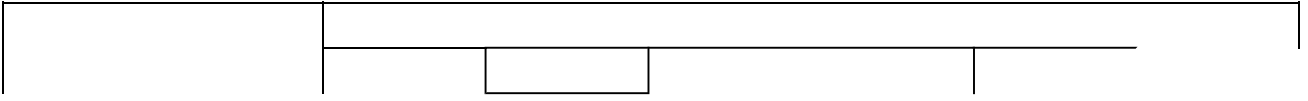



The image displays a table with 20 rows, each represented by a solid light blue horizontal bar. The bars are arranged in a vertical column, filling most of the page's width. There is no text or data visible within these bars.

88%

88&S

'%





S



888

'S

.
.

S

S

S

S

S

.

.

.

